

# **UC Connect**

Video Calling, Desktop Sharing and Webinar Portal Features

# What is UC Connect?

## Core Features:

- Video Meeting Rooms
- Screen sharing
- Webinar Features (one\few to many)

## Similar Software:

- Zoom
- Google Meet
- join.me
- Microsoft Teams
- gotomeeting \ gotowebinar (Cisco)



# Early Release Notes

Early Access release is May 12

This is beta\early release 🤗

formal release anticipated for late June

**DESIGNED FOR CHROME\CHROMIUM BROWSERS ONLY**

**Google Chrome, Firefox, Chrome Edge, Brave**



# No Charge until September 1

- No charge until end of summer
  - Video Conferences are limited to 10 participants during this period (max 24 later)
  - Webinar Attendees are limited to 25 participants during this period (max 1,000 later)
  - Recording included at no charge during this period (likely chargeable later)
- 
- Full Plans and Packages from Sept 1 are in design and will be released at a later date
  - It is anticipated that an included\free light package will be included at no charge

# Data Sovereignty notice

1. During the free trial period, we are using processing and storage within Amazon Servers (AWS) in the USA
2. AWS Servers in Montreal (AWS) are planned for near-future
3. Dial-in Audio is 100% Canadian on the Geo servers in Vancouver, Calgary and Ottawa, but embedded audio in the video is stored within AWS USA
4. This would be no different than many other high-end video and collaboration services.

# Optimized Audio/Video

## “under the hood”

- VP8 with simulcast is the default codec
- H264 available as well
- 3 spatial layers allowing for variable bitrates/support for lower bandwidth receivers.
- Default Max bitrate of 1M, Lower layers at 300k and 100k maxes
- Server-side detection of requested high quality, allowing clients to not send if no one requested it.
- Audio prioritized at a browser level over video.
- Default DNS is geo routed. DNS does control health checks and removes IPs offline.
  - US/West
  - US/East
  - Sydney, AU (future)
  - Canada/Central/Montreal (future)
  - London, UK (future)

# Login Instructions

Login URL:

**[connect.iplogin.ca](https://connect.iplogin.ca)**

username:

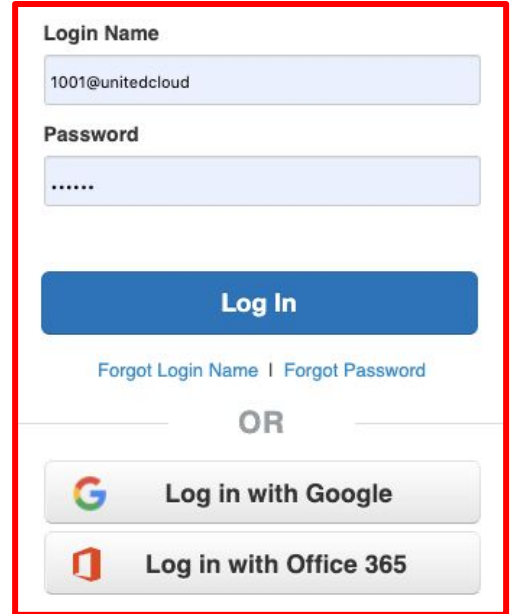
[xxx@yourdomain.com](#) (ext@domain)

password:

your existing password

Any questions:

Contact support

A screenshot of a web login page. At the top, there's a 'Login Name' label above a text input field containing '1001@unitedcloud'. Below that is a 'Password' label above a password input field with six dots. A blue 'Log In' button is centered below the fields. Under the button are two links: 'Forgot Login Name' and 'Forgot Password'. A horizontal line with the word 'OR' in the center separates the standard login from social login options. Below the line are two buttons: 'Log in with Google' (with the Google logo) and 'Log in with Office 365' (with the Office 365 logo). The entire login form is enclosed in a red rectangular border.

Login Name

1001@unitedcloud


Password


.....

Log In

[Forgot Login Name](#) | [Forgot Password](#)

OR

 Log in with Google

 Log in with Office 365

Single-Sign-On (SSO) coming soon

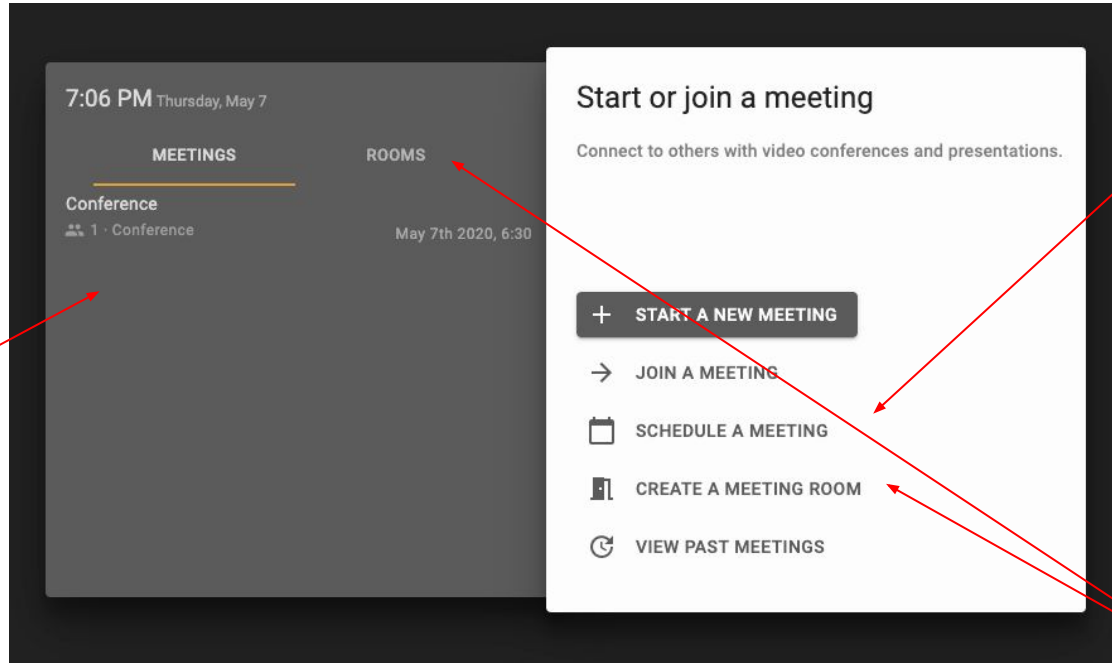
# Dial-In Numbers

Local Market	Dial-In Number
Vancouver	+1-778-819-2644
Calgary	+1-587-885-2616
Regina	+1-306-985-9353
Winnipeg	+1-431-478-0422
Toronto ( <b>DEFAULT</b> )	+1-647-812-0944
Ottawa	+1-613-518-3966
Montreal	+1-438-476-2933
Halifax	+1-902-593-0925

**Note:** The default dial in within UC Connect is Toronto, the other dial-in numbers show in the email invites only.



# What Meeting Option Do You Need?



Current and upcoming meetings or webinars you are invited to

Schedule a future meeting or webinar and invite others

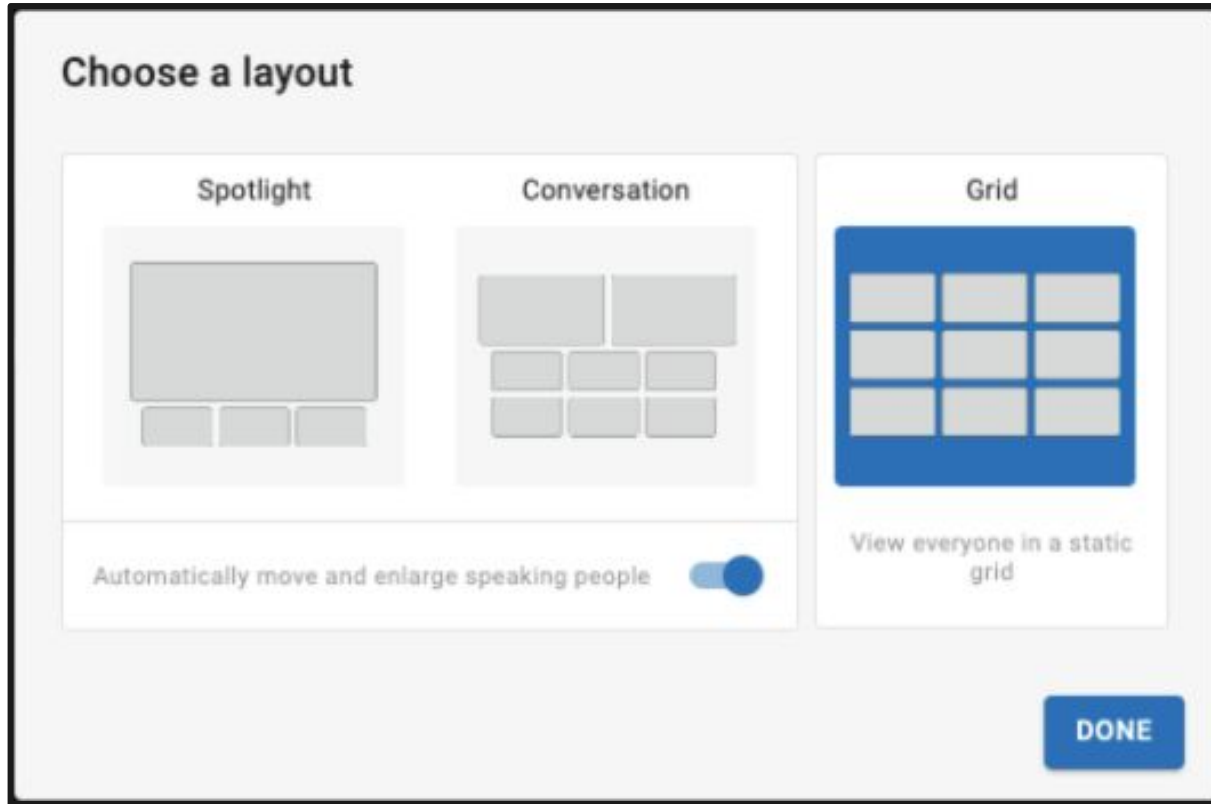
Create a reusable persistent meeting



# Video Meetings

UC Connect Feature

# Multiple View Formats



# Video Meetings

- Up to 25 participants (10 during trial)
- Dynamic Grid up to 5x5 video feeds
- Dynamic bit rates allowing better resolutions for spotlight and conversational views
- Optimized logic to lower peak quality as number of meeting participants grow

Blue Halo = Speaker  
Detection Highlighted

## Video Meeting Grid View



## Spotlight \ Screen sharing View



## Conversational View



# Spotlight View

- Up to 1 HD video display.
- Additionally up to what the screen will hold on one row of thumbnails (6-8 normally)
- Pagination available for additional videos up to the 25 (configurable) max
- Adjustable bottom tray can be hidden to maximize main image
- Active speaker will adjust the top video to the speaking party and bit rates will adjust within a few seconds



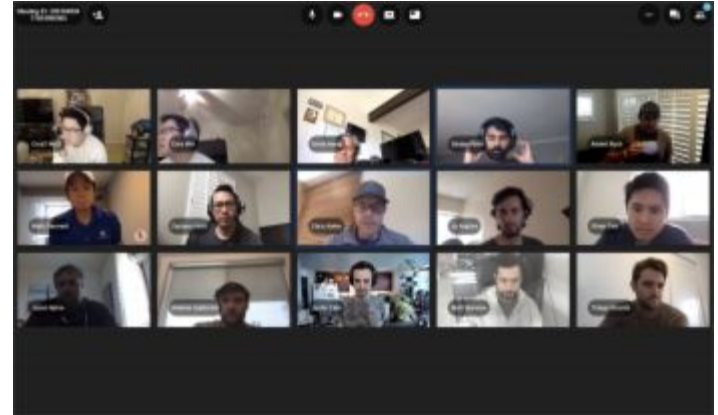
# Conversational View

- Up to 2 HD videos displayed
- Additionally, all remaining participants will be thumbnailed below up to the remaining capacity
- No pagination, everyone on same screen
- Active speaker will adjust the top two videos to the speaking party and the last person to speak before, bitrates will adjust higher within a few seconds



# Grid View

- Up to 25 participants in a dynamically adjusting grid up to 5x5
- All videos will be same size and resolution
- No pagination, everyone on same screen
- Active speaker will only light up the speaker but not move the video



# Scheduled and Recurring Meetings

## MEETING INVITATION

### Meeting Name

Sample Meeting Invite with Recurring

### Date and Time

May 6, 2020 6:00 PM (Canada/Mountain)

### Join Information

- **Meeting URL for web browsers (Chrome, Firefox, Edge)**

<https://connect.iplogin.ca/video?id=624774045>

- **Dial-in numbers**

**Vancouver:** +1 (778) 819-2644

**Calgary:** +1 (587) 885-2616

**Regina:** +1 (306) 985-9353

**Winnipeg:** +1 (431) 478-0422

**Toronto:** +1 (647) 812-0944

**Ottawa:** +1 (613) 518-3966

**Montreal:** +1 (438) 476-2933

**Halifax:** +1 (902) 593-0925

When prompted, enter the meeting ID and Audio ID

Meeting ID: 624 774 045

Audio ID: 11

- **One-tap mobile dial-in**

+16478120944,,624774045

View Meeting

Sent by UC

## Schedule a meeting

### MEETING SETUP

Sample Meeting Invite with Recurring

Description (optional)

05/06/2020

06:00 PM

MDT

1 hour 0 min

Weekly

Every 1 week

### Recur on these days

S M T W T F S

Ends

On a date

05/13/2020

### Meeting type

☒ Conference

Meet with up to 16 others over video

☐ Webinar

Present to up to 1000 viewers

### Video and audio

Allow camera and screenshare for

Everyone

Allow microphone for

Everyone

☐ Wait for host

☐ Record meeting

☐ Require passcode

SAVE

### JOIN INFORMATION

Meeting ID

624 774 045

Meeting URL

[connect.iplogin.ca/video?id=624774045](https://connect.iplogin.ca/video?id=624774045)

Dial in number

(647) 812-0944

When prompted, enter the meeting ID.

### PEOPLE

Search by name, extension, number, or email



Keith Young Host (Owner)

202



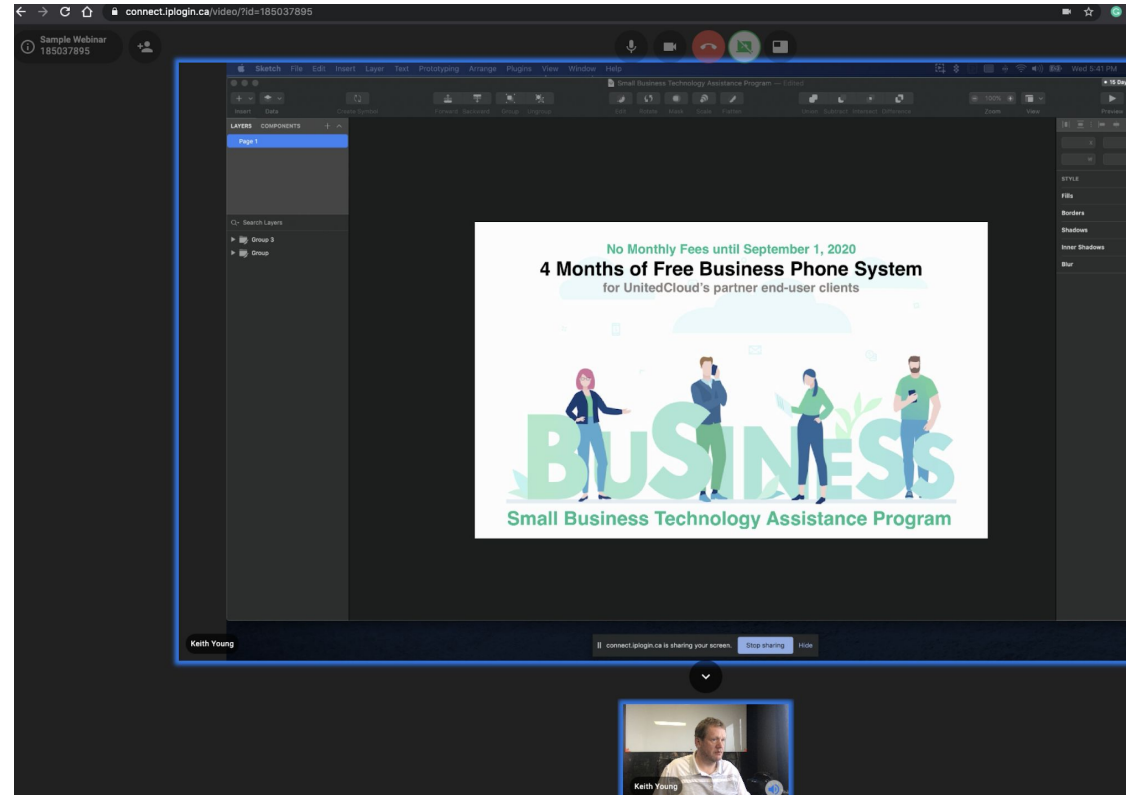


# Webinar

UC Connect Feature

# Webinar View

- Up to 1,000 participants (25 during trial)
- Up to 6 hosts\presenters
- All viewers would get all presenters videos along with the screen share
- Layout is controlled by hosts\presenters (hide video, etc.)



# Create Webinar

Webinar  
Options

## Start a new meeting

MEETING SETUP

Sample Webinar

Description (optional)

Meeting type

☐ Conference ⓘ  
Meet with up to 16 others over video

☒ Webinar ⓘ  
Present to up to 1000 viewers

Video and audio

Allow camera and screenshare for  
Hosts and presenters only

Allow microphone for  
Hosts and presenters only

Options

☐ Enable chat

☒ Hosts can edit meeting

☒ Hide viewers list and count

☐ Require invitation or registration to join meeting

☒ Wait for host

☐ Record meeting

☐ Require passcode

JOIN INFORMATION ⓘ

Meeting ID  
185 037 895


Meeting URL  
connect.iplogin.ca/video?id=185037895

Dial in number  
(647) 812-0944  
When prompted, enter the meeting ID.

Registration Link  
connect.iplogin.ca/video?register=55af169c

PEOPLE ⓘ

Search by name, extension, number, or email

 Keith Young Host (Owner)  
202

CANCEL

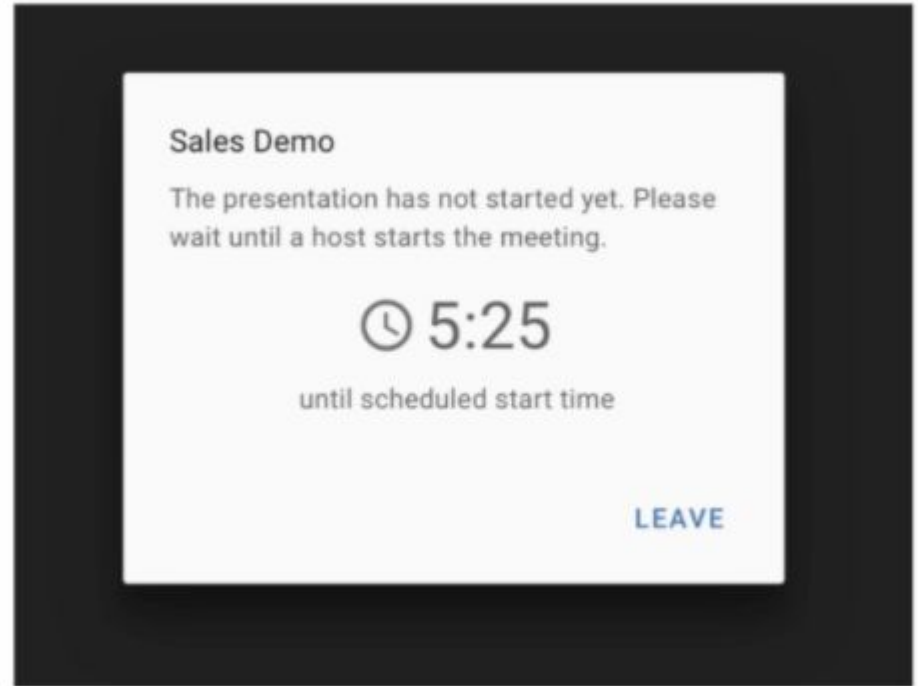
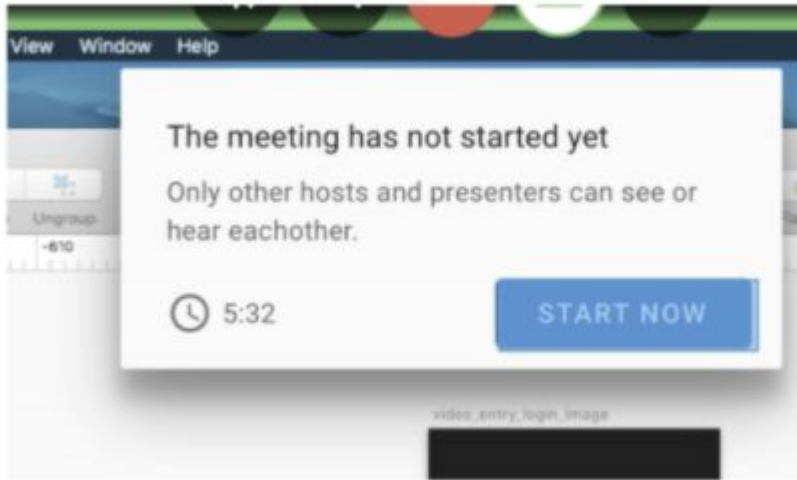
SCHEDULE

NEXT

Registration and  
Join Webinar  
Links

# Pre-meeting Start

## “Wait for host”



# Optional Webinar Registration

## Registration for Sample Registration Link Webinar Sample

DATE  
May 6th, 2020 5:48 pm MDT

DESCRIPTION  
Larger descriptin can go here. Lorem ipsum dolor sit amet, consectetur adipiscing elit. Nunc laoreet, ante sit amet vulputate pulvinar, nisi massa tincidunt quam, sit amet accumsan ante sem sit amet ligula. Curabitur nec consequat velit, ut interdum dui. Quisque laoreet dui vel risus convallis vehicula. Aliquam sed neque vitae enim sodales lobortis et sit amet urna. Vestibulum fermentum est ut mollis porta. Vestibulum ante ipsum primis in faucibus orci luctus et ultrices posuere cubilia curae; Class aptent taciti sociosqu ad litora torquent per conubia nostra, per inceptos himenaeos. Quisque dapibus turpis id augue interdum pulvinar non vitae libero. Sed congue enim justo, ut rutrum ex dapibus non. Nullam sit amet condimentum urna. Curabitur a finibus enim. Vivamus tincidunt viverra nulla, non bibendum felis tempor ac. Nam ac magna ac orci dignissim tempor.

Name required

REGISTER

## You are registered for Sample Registration Link Webinar Sample

DATE  
May 6th, 2020 5:48 pm MDT

### JOIN INFORMATION

Meeting ID

749 811 603

Audio ID

12

Meeting URL

[connect.iplogin.ca/video?id=749811603&a=ef61ec](https://connect.iplogin.ca/video?id=749811603&a=ef61ec)

Dial in Number

+1 (647) 812-0944

COPY MEETING INFO

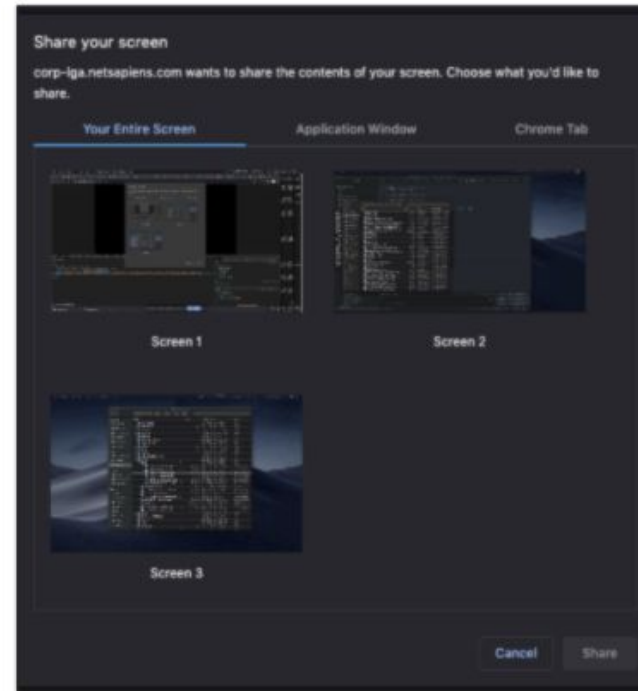
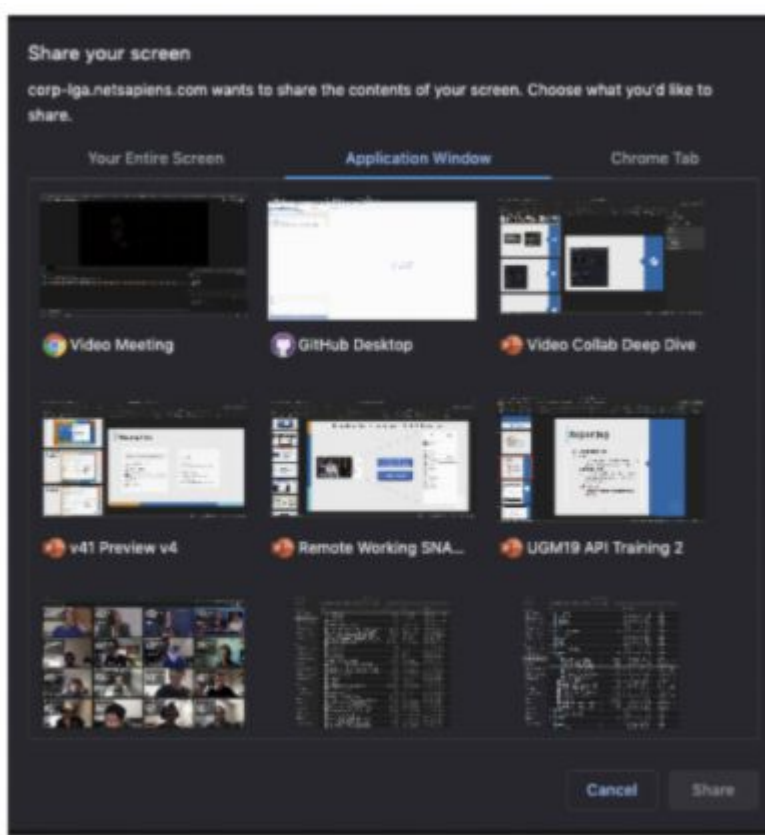


# Screen Sharing

UC Connect Feature

# Screen Share

Screen(s), Application or Specific Tabs





# Common Features

UC Connect Feature



# Create a Persistent “re-usable” Meeting Room

## Create a meeting room

### ROOM SETUP

Room name (optional)

Description (optional)

### Room type

- ☒ Conference ⓘ  
Meet with up to 16 others over video
- ☐ Webinar ⓘ  
Present to up to 1000 viewers

### Video and audio

Allow camera and screenshare for  
Everyone

Allow microphone for  
Everyone

### Options

- ☒ Enable chat
- ☒ Hosts can edit meeting
- ☐ Hide viewers list and count
- ☐ Require invitation or registration to join meeting
- ☐ Wait for host
- ☐ Record meeting
- ☐ Require passcode

### JOIN INFORMATION ⓘ

Room ID  
495 827 542

Room URL  
connect.iplogin.ca/video?id=495827542

Dial in number  
(647) 812-0944

When prompted, enter the meeting ID.

### HOSTS ⓘ

Search by name, extension, number, or email



Keith Young Host (Owner)  
202

Re-use the same (persistent) credentials for meetings:

- Team Meetings
- Calendar Links
- Signature Link

CANCEL

SAVE

# Starting a new meeting

## Start a new meeting

### MEETING SETUP

Meeting name (optional)

Description (optional)

Meeting type

☒ Conference ⓘ  
Meet with up to 16 others over video

☐ Webinar ⓘ  
Present to up to 1000 viewers

Video and audio

Allow camera and screenshare for  
Everyone

Allow microphone for  
Everyone

Options

☒ Enable chat

☐ Wait for host

☒ Hosts can edit meeting

☐ Record meeting

☐ Hide viewers list and count

☐ Require passcode

☐ Require invitation or registration to join

meeting

CANCEL

### JOIN INFORMATION ⓘ


Meeting ID  
**145 243 945**

Meeting URL  
connect.iplogin.ca/video?id=145243945

Dial in number  
(647) 812-0944  
When prompted, enter the meeting ID.

### PEOPLE ⓘ

Search by name, extension, number, or email

 Keith Young Host (Owner)  
202

SCHEDULE

NEXT

# View & Download Past Meetings

The screenshot shows a Zoom 'Conference' page for a past meeting. At the top, there are tabs for 'UPCOMING' and 'PAST', with 'PAST' selected. The conference title is 'Conference' with a close button (X). Below the title, the date and time are 'May 7th 2020, 6:00' and 'Started at 10:22 pm, ended at 10:22 pm'. A 'DOWNLOAD' button is visible. To the right, under 'PEOPLE (1)', it lists 'Hosts (1)' with a profile picture of Keith Young and a meeting ID '202'. Below this, the 'STATS' section shows 'Meeting length 0 min' and 'Attendance rate 100%'. The 'Meeting ID' is '347 310 889'. The 'OPTIONS' section includes checkboxes for 'Enable chat', 'Enable Q&A', 'Record meeting', 'Require invitation or registration to join meeting', 'Wait for host', 'Hosts can edit meeting' (checked), 'Hide viewers list and count', and 'Require passcode'. A red arrow points from the 'DOWNLOAD' button to a dropdown menu that lists the following items: 'Attendees list', 'Registrants list', 'Chat log (0)', 'Q&A', and 'File attachments'.

UPCOMING PAST

Conference

May 7th 2020, 6:00  
Started at 10:22 pm, ended at 10:22 pm

DOWNLOAD

STATS

Meeting length  
0 min

Attendance rate  
100%

Meeting ID  
347 310 889

PEOPLE (1)  
Hosts (1)

Keith Young  
202

OPTIONS

☒ Enable chat ☐ Wait for host

☐ Enable Q&A ☒ Hosts can edit meeting

☐ Record meeting ☐ Hide viewers list and count

☐ Require invitation or registration to join meeting ☐ Require passcode

DOWNLOAD

Attendees list

Registrants list

Chat log (0)

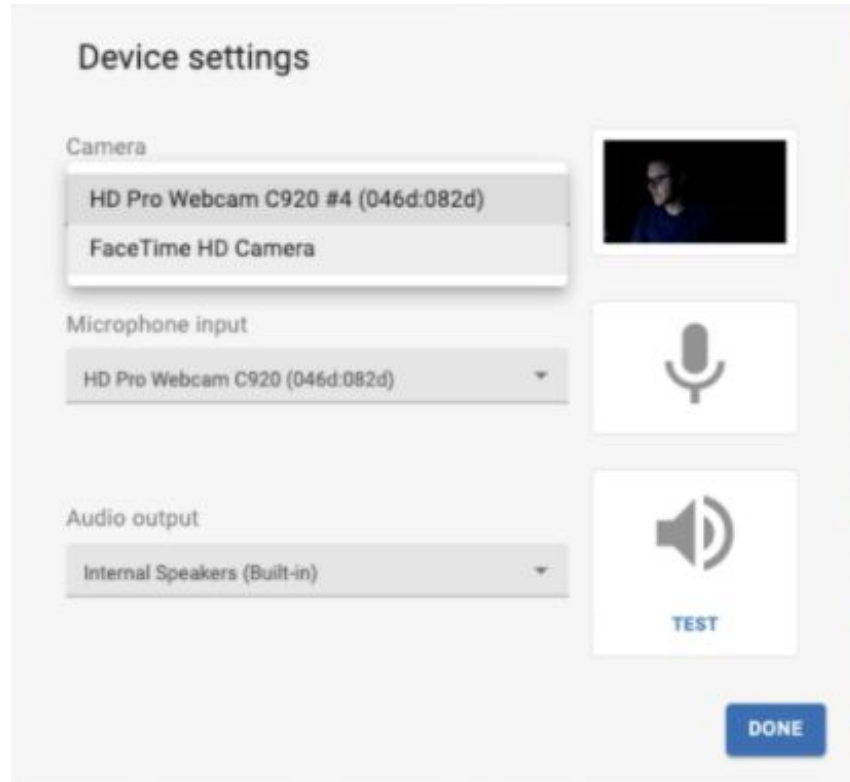
Q&A

File attachments


- Download Recordings
- Download Participants
- Download Chat Log
- Q&A \*

coming soon

# Customize Video and Audio Inputs



# Meeting Header Options



Invite clickable to launch  
invite dialog

Enable\Disable Mic\Video  
Camera

End or Leave Meeting  
Options

Layout View  
Selection

Screen share

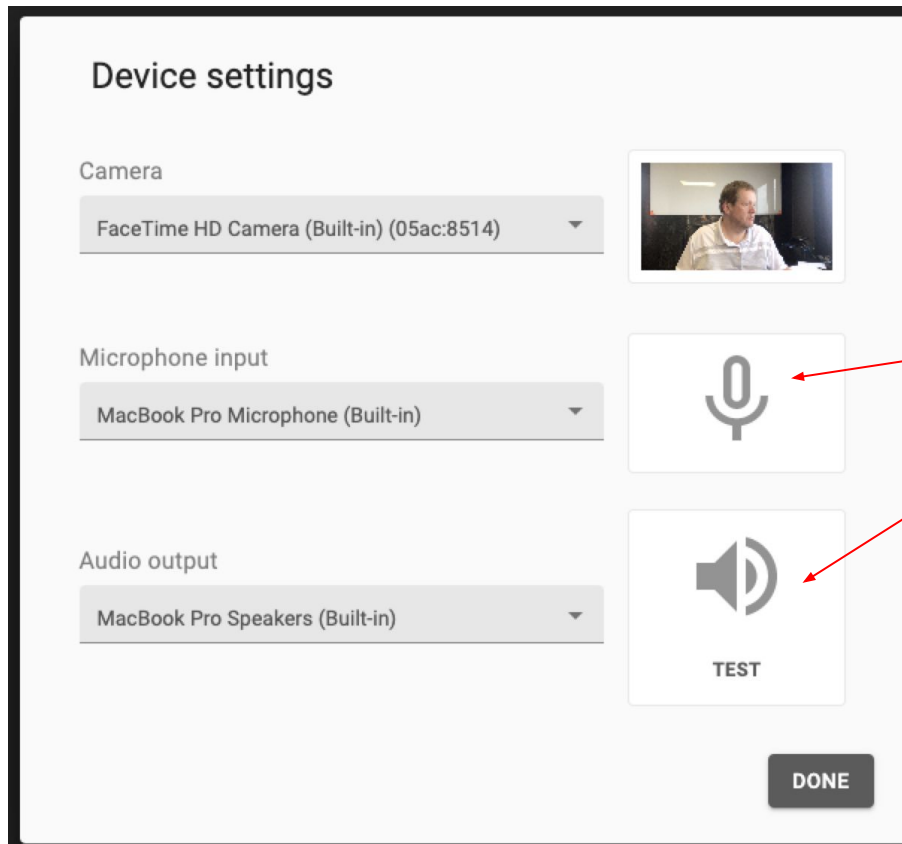
Meeting Settings

Chat (will open panel)

Show Participants

Meeting Info clickable to  
launch more details

# Device Settings and Testing



Click to test  
speaker and  
mic

# Flexible Join By Methods

Choose whether or not others will see or hear you during the meeting. We need your permission to use your camera and microphone.

Audio  
Video  
Screen share

Dial in from any device

Camera On  
Microphone On  
Screenshare Off

DIAL IN CALL ME

Dial In Number  
(647) 812-0944

Meeting ID  
135722843

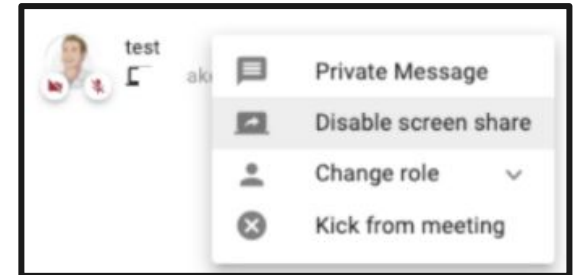
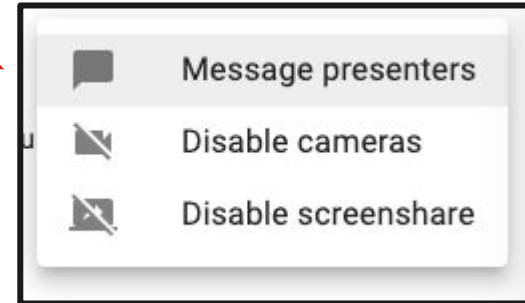
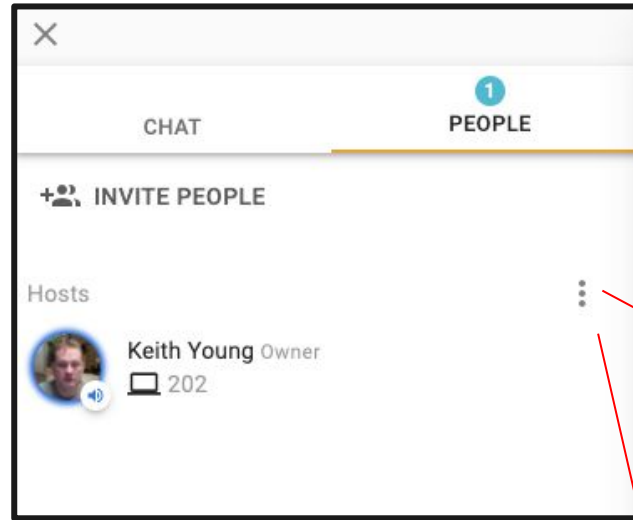
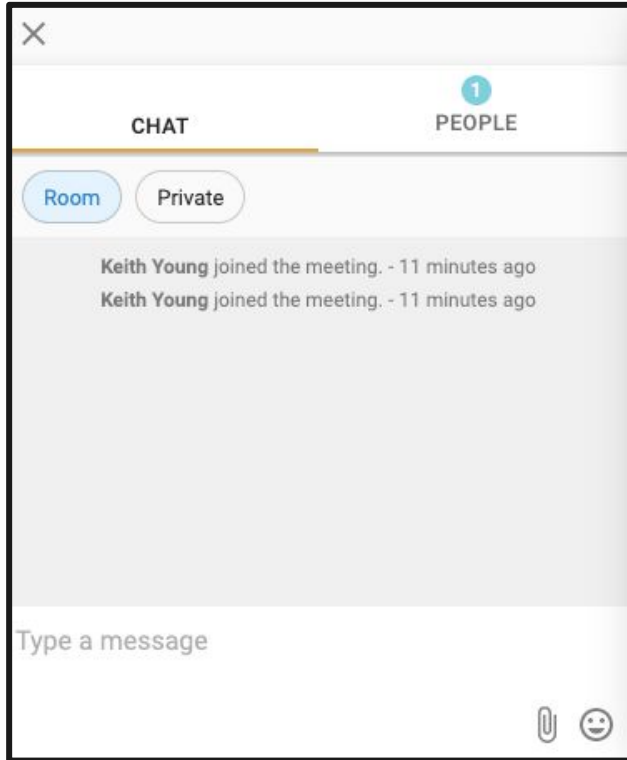
Audio ID  
11

Call to Join

BACK DEVICE SETTINGS JOIN

The image shows a mobile app interface for joining a meeting. At the top, a text prompt asks for permission to use the camera and microphone. Below this are three toggle controls: 'Camera On' (with a video feed thumbnail), 'Microphone On', and 'Screenshare Off'. A red arrow points from the text 'Audio Video Screen share' to the top of these controls. Another red arrow points from the text 'Dial in from any device' to the 'DIAL IN' tab. Below the tabs is a box containing the 'Dial In Number (647) 812-0944', 'Meeting ID 135722843', and 'Audio ID 11'. A red arrow points from the text 'Call to Join' to the 'CALL ME' tab. At the bottom are buttons for 'BACK', 'DEVICE SETTINGS', and 'JOIN'.

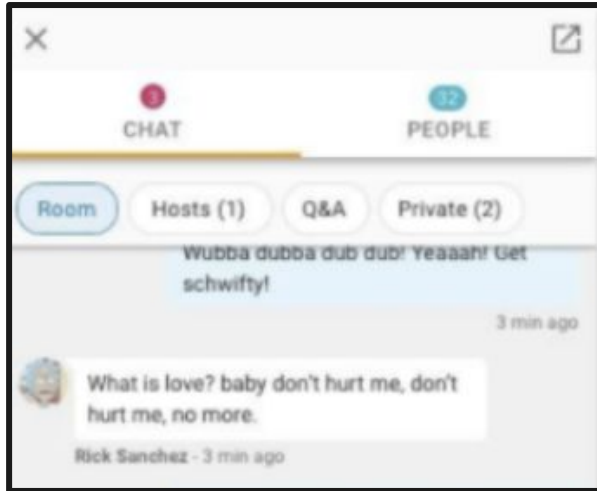
# Slide Out Windows



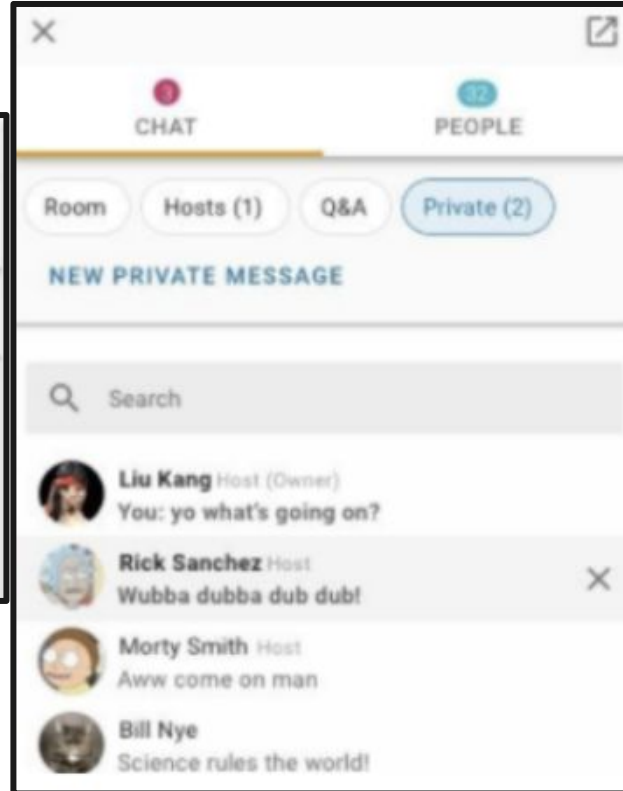


# Chat Group and Private Chat

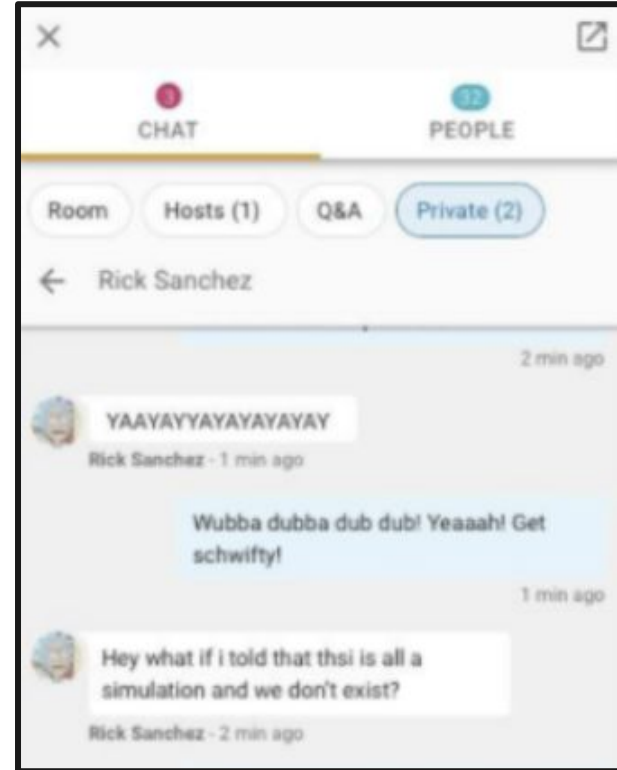
Default Chat



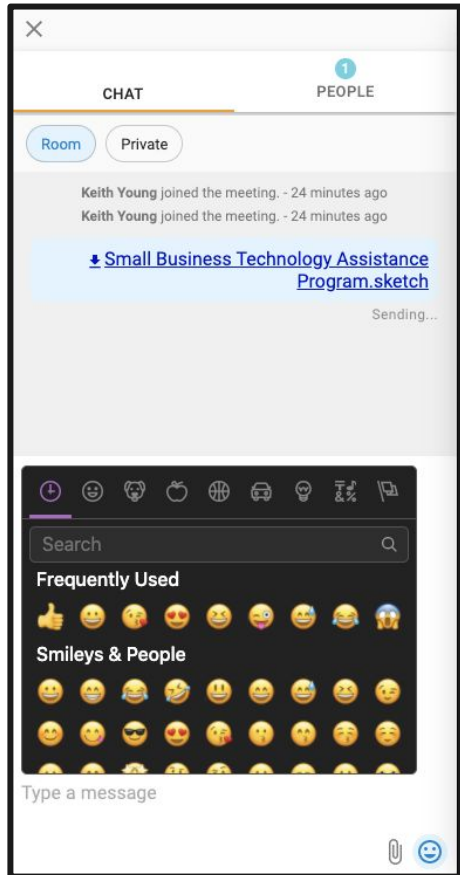
Private Conversation List



Single Private Chat



# Multimedia Chat



- File attachments
- Emoji

# Meeting Settings



Camera and audio setup



Hide people with no video



Enter full screen



Lock meeting



Start recording

# In Meeting Info and Invite \ Call

JOIN INFO

INVITE

CALL

Conference

Meeting ID  
975 202 843

Meeting URL  
connect.iplogin.ca/video/?id=975202843

Dial-In Number  
(647) 812-0944

Audio ID  
11

COPY MEETING INFO

DONE

JOIN INFO

INVITE

CALL

Search by name, extension, or email

Close

CB

Conference Boardroom  
150

CB

Conference Boardroom (Email)  
noreply@unitedcloud.ca

CJ

Clinton Jarvis  
203

CJ

Clinton Jarvis (Email)  
clinton@unitedcloud.ca

MY

Michelle Young  
208

MY

Michelle Young (Email)  
michelle@unitedcloud.ca

JOIN INFO

INVITE

CALL

78851306

X

▲

📞

New number  
(587) 885-1306

CALL

DONE

# Scheduling a meeting made simple

Recurring options

## Start a new meeting

MEETING SETUP

Meeting name (optional)

Description (optional)

05/07/2020

07:11 PM

MDT

1 hour 0 min

Does not recur

Daily

Weekly

Monthly

Yearly

Presenters over video

Webinar

Present to up to 1000 viewers

Are for

Allow microphone for

Everyone

Everyone

Options

☒ Enable chat

☐ Wait for host

☒ Hosts can edit meeting

☐ Record meeting

☐ Hide viewers list and count

☐ Require passcode

☐ Require invitation or registration to join

meeting

CANCEL

NEXT

JOIN INFORMATION

Meeting ID  
145 243 945

Meeting URL  
connect.iplogin.ca/video?id=145243945

Dial in number  
(647) 812-0944

When prompted, enter the meeting ID.

PEOPLE

Search by name, extension, number, or email

Keith Young

Host (Owner)

202

# Desktop Sharing

## UC Known Issues at May 12, 2020:

- iPhone\iPad Chrome browser giving “not supported browser”